

INNEHÅLLSFÖRTECKNING för OSMA Produktblad

<u>Modell:</u>	<u>Sida:</u>
DHF/H	2
DHL	3
DHLI	4
DHE	5
DHA	6
DHAS	7
DHPS	8
DHP/AV	9
DHIS	10
TLPF	11
TLPF-UX	12
TPF-UX	13
TE-DXL	14
TE-DL	15
TE-DP	16
TE-CL	17
TE-CP	18
TFL	19
TFM	20
TFM-UX	21
TFS	22
TFS-UX	23
TP/R	24
TFM/R	25
SS/CL	26
SS/TFF	27
SS/TFF-UX	28
TNA	29
TP-TPC	30
TPCT	31
BF/SCH	32
RF	33
FF	34
HKL	35
TS	36
RT	37
RT	38
RT	39
RTF	40

DHF/H**-FRONT SHREDDERS-
PTO Drive Shaft 1000 rpm**

- Professional Front Heavy-Shredders for grass, bushes, branches, with knives or hammers, for cutting vegetation up to 7/8 cm.
- Ideal for general clearing of uncultivated fields, green areas, under-wood, etc..
- For tractor from 80 to 120hp.

STANDARD EQUIPPED:

Three point linkage, cat. II.

Right-side hydraulic shift system .

Frontal opening hood with cylinder.

170mm rear adjustable roller.

80hp gear box, for PTO drive shaft 1000 rpm.

Rotor with knives (F), or hammer (G).

Stronger frame built with very high quality steel (DOMEX 700-SS355), double chassis and counter-blades.

MODEL	CODE	WORKING WIDE Cm	LENGHT Cm.	WEIGHT Kg	TRACTOR Hp	BELT Nr.	ROTOR Mod.
DHF/H 190	13019	190	205	730	80-90	5	F-G
DHF/H 220	13022	220	235	820	100-110	5	F-G
DHF/H 240	13024	240	255	910	110-120	5	F-G

PRICES**DHF/H 190****DHF/H 220****DHF/H 240****NOTES:**

DRIVE SHAFT 1³/₈ Z6, FREE WHEEL.

4 QUICK RELEASE COUPLINS, for cylinders controlling.

SPARE PARTS

CODES	DESCRIPTIONS	EURO PRICES
ZP00002	HAMMER -G-	
ZP293020	KINFE -F- (nr. 4 per kit)	
109573720150HV	BOLT M20X150 10.9,	
8S747320ma	NUT M20	
8850045	HARDENED BUSHING L=28 (nr.2 per kit)	
8800835	BELT XPB	
8800836	BELT XPB	

DHL**-REAR SHREDDERS-
in-line and offset works**

- Heavy-duty in-line and offset professional shredders, for grass, bushes, branches, rotor with knives or hammers,
- Ideal for farmers, contractors, for clearing ditches, banks of water-course, road side banks , areas in general.
- For tractors from 70 to 130hp.

STANDARD EQUIPMENT:

Three point linkage, cat. II.
 170mm. Adjustable rear roller
 External Gear box for PTO 540 RPM.
 Heavy-duty rotor with knives or hammers.
 Drive shaft gr.6, 1”-3/8” Z6.
 Oil flow regulator for hydraulic side-shift cylinder.
 Hydraulic cylinder for head positioning in single way.
 Stronger frame built with very high quality steel (DOMEX 700-SS355), and counter-blades.
 “SRS”, antishock valve, OSMA, with springs system.

MODEL	CODE	WORK Cm.	LENGHT Cm.	WEIGHT Kg.	TRACTOR Hp.	BELTS Nr.	ROTOR Mod.
DHL 160	11016	160	205	670	70-80	3	F-G
DHL 190	11019	190	240	760	80-100	5	F-G
DHL 220	11022	220	260	850	110-130	5	F-G

PRICES

DHL 160
 DHL 190
 DHL 220

NOTES:

The tractor has to be equipped with nr. 1 double effect oil plug, and nr.1 single effect plug

OPTIONALS:

- Drive shaft gr.8, with double wide-anlgle
- DEDUCTION FOR NOT FITTING THE “SRS” ANTICHOCK SYSTEM

SPARE PARTS

CODES	DESCRIPTIONS	EURO PRICES
ZP00002	HAMMER -G-	
ZP293020	KINFE -F- (nr. 4 per kit)	
109573720150HV	BOLT M20X150 10.9,	
8S747320ma	NUT M20	
8850045	HARDENED BUSHING L=28 (nr.2 per kit)	
8800830	BELT	
8800833	BELT SPBX	

-Heavy-duty in-line and offset shredders, for grass, bushes, branches, rotor with knives or hammers, Ideal for contractors, for clearing ditches, banks of water-course, road side banks, hard jobs where the standard machines can't work.

-HYDRAULIC HIGH POWER TRANSMISSION -

-For tractors from 90 to 130hp.

STANDARD EQUIPMENT:

Three point linkage, cat. II.

170mm. Adjustable rear roller.

Heavy-duty rotor with knives (F) or hammers (G).

Oil flow regulator for hydraulic side-shift cylinder.

140 LT. oil tank. Oil cooler 12vdc.

Piston pump and piston motor for high performance. 75 hp Rotor Cutting Power.

Gear box 75hp, to fix directly on the PTO tractor at 540rpm.

Hydraulic valve, double effect, 1", to control the oil from the piston pump to the piston motor. This valve is controlled by the operator, through a cable, fixed into the cab.

Stronger frame built with very high quality steel (DOMEX 700-SS355).

MODEL	CODE	WORK Cm	LENGTH Cm.	WEIGHT kg	TRACTOR Hp	BELTS Nr	ROTOR Mod.
DHLI 160	12016	160	190	950	90-100	5	F-G
DHLI 190	12019	190	220	1030	100-120	5	F-G
DHLI 220	12022	220	250	1120	110-130	5	F-G

PRICES

DHLI 160

DHLI 190

DHLI 220

NOTES

-The tractor has to be equipped with nr. 1 double effect oil plug, and nr.1 single effect plug

-Right Side-shift over the wheel for 120cm.

-Special steel frame for gear box, to be fixed on one of the top link holes.

SPARE PARTS

CODES	DESCRIPTIONS	EURO PRICES
ZP00002	HAMMER -G-	
ZP293020	KNIFE -F- (nr. 4 per kit)	
109573720150HV	BOLT M20X150 10.9,	
8S747320ma	NUT M20	
8850045	HARDENED BUSHING L=28 (nr.2 per kit)	
8800834	BELT SPBX	
8800835	BELT XPB	

DHE**-SHRUB ARM-
LIGTH SERIES -for farmer works-**

- Ligth shrub arm, for farmer uses, with 105cm. flail mower, and rotor with knife A, to cut grass and bushes up to 3/4cm.
- For tractors from 70 to 90h

STANDARD EQUIPMENTS:

Three point linkage, cat. II. PTO 540 rpm.

140mm. adjustable rear roller.

Drive shaft gr.4, Locking tie rods,

Reversible rotor rotation, with kinfe type A (articulated Y knives). HP on the rotor 40hp.

Hydraulic breakaway with hydr.valve.

Cables control with 4 levers, gear pump and motor. Direct trasmission on the flail rotor.

Floating system on the first arm and on the mower.

Flail mower 105cm (TNA 100 mod.) with front chains and rear rubber protections.

MODEL	CODE	ARM LENGHT Cm.	TRANSPORT DIMENSIONS Cm.	WEIGHT Kg.	TRACTOR Hp.	ROTOR SPEED RPM/1”	MOWER + ROTOR Mod.
DHE 480	21048	480	175	720	70-80	2600	TNA100 + A
DHE 580	21058	580	175	790	80-90	2600	TNA100 + A

PRICES**DHE 480****DHE 580****NOTES:**

Normally on the TNA flail mower is fitted the A rotor, but it is available also this rotor:

-Rotor type B, to cut grass and bushes up to 3cm.

-Rotor type C, to cut bushes and branches up to 4cm.

OPTIONALS:

-Oil cooler

-Rear tail lights

-Mower head cm.120 (TNA120)

-Mower head hydraulic pivoting for 90^

N.B.: All the rotors are indicated at the end of this price list

SPARE PARTS

CODES	DESCRIPTIONS	EURO PRICES
ZP293016	KNIFE -A-	
CA333023	CAVALLOTTO (for A mod. assembling)	
109573812065	BOLT 12X65X1,25 10.9 p.f.	
8S747312125	NUT M12X1,25	
ZP293003	KNIFE -B-	
ZP137001	KINFE -C-	
109573720080	BOLT 20X80 10.9 p.f. (for B-C mod.)	
100HVbar20	WASHER HV 20 (for C mod.)	
8S747320ma	NUT M20 (for B-C mod.)	

DHA**-SHRUB ARM-
SEMI-PROFESSIONAL**

-Semi-professional shrub arm, for farmer works and road-side banks, for grass, bushes and branches, with 105cm. flail mower, and rotor with knife A to cut up to 4/5cm,
-Per trattori da 70 a 100hp.

STANDARD EQUIPMENTS:

Three point linkage, cat. II., PTO 540 rpm, Drive shaft gr.4, Locking tie rods, 140mm adjustable rear roller.
Pivoting arm frame with hydraulic cylinder , Hydraulic breakaway with hydr.valve.
Reversible rotor rotation, with kinfe type A (articulated Y knives). HP on the rotor 48hp.
Cables control with 4 levers, gear pump and motor. Direct trasmission on the flail rotor.
Floating system on the first arm and on the mower.
Flail mower 105cm (TNA 100 mod.) with front chains and rear rubber protections.

MODEL	CODE	ARM LENGHT Cm.	TRANSPORT DIMENSION Cm.	WEIGHT Kg.	TRACTOR Cv.	ROTOR SPEED rpm/1”	MOWER + ROTOR Mod.
DHA 500	22050	520	195	820	70-80	2700	TNA100 + A
DHA 600	22060	620	195	910	80-90	2700	TNA100 + A
DHA 700	22070	720	195	1020	90-100	2700	TNA100 + A

PRICES**DHA 500****DHA 600****DHA 700****NOTES:**

Normally on the TNA flail mower is fitted the A rotor, but it is available also this rotor:
-Rotor type B, to cut grass and bushes up to 3/4cm.
-Rotor type C, to cut bushes and branches up to cm 5.

OPTIONALS:

-Oil Cooler
-Rear tail light
-Mower head cm.120 (TNA120)
-eMower head hydraulic pivoting for 90^
Low pressure controls and ergonomic Joystick

N.B.: All the rotors are indicated at the end of this price list

SPARE PARTS

CODES	DESCRIPTIONS	Pris
ZP293016	KNIFE -A-	
CA333023	CAVALLOTTO (for A mod. assembling)	
109573812065	BOLT 12X65X1,25 10.9 p.f.	
8S747312125	NUT M12X1,25	
ZP293003	KNIFE -B-	
ZP137001	KINFE -C-	
109573720080	BOLT 20X80 10.9 p.f. (for B-C mod.)	
100HVbar20	WASHER HV 20 (for C mod.)	
8S747320ma	NUT M20 (for B-C mod.)	

DHAS

**-SHRUB ARM-
SEMI-PROFESSIONAL-with telescopic arm-**



-Semi-professional shrub arm, for farmer works and road-side banks, for grass, bushes and branches, with 105cm. flail mower, and rotor with knife A, to cut up to 4/5cm, with telescopic device on the second arm.
-For tractors from 70 to 120hp.

STANDARD EQUIPMENTS:

Three point linkage, cat. II., PTO 540 rpm, Drive shaft gr.4, Locking tie rods, 140mm adjustable rear roller.
Pivoting arm frame with hydraulic cylinder , Hydraulic breakaway with hydr.valve.
Reversible rotor rotation, with knives type A (articulated Y knives). HP on the rotor 48hp.
Cables control with 5 levers, gear pump and motor. Direct trasmission on the flail rotor.
Floating system on the first arm and for mower.
Telescopic extension 90cm (DHAS 600), 110cm (DHAS700), 130cm(DHAS800)
Flail mower 105cm (TNA 100 mod.) with front chains and rear rubber protections.

MODEL	CODE	ARM LENGHT Cm.	TRANSPORT DIMENSION Cm.	WEIGHT Kg.	TRACTOR Hp.	ROTOR SPEED Rpm/1”	MOWER + ROTOR Mod.
DHAS 600	23060	620	195	950	70-80	2700	TNA100 + A
DHAS 700	23070	720	195	1060	80-100	2700	TNA100 + A
DHAS 800	23080	820	195	1190	110-120	2700	TNA100 + A

PRICES**DHAS 600****DHAS 700****DHAS 800****NOTES:**

Normally on the TNA flail mower is fitted the A rotor, but it is available also this rotor:
-Rotor type B, to cut grass and bushes up to 3/4cm.
-Rotor type C, to cut bushes and branches up to cm 5.

OPTIONALS:

-Oil Cooler
-Rear tail light
-Mower head cm.120 (TNA120)
-Mower head hydraulic pivoting for 90^
Low pressure controls and ergonomic Joystick

N.B.: All the rotors are indicated at the end of this price list

SPARE PARTS

CODES	DESCRIPTIONS	Pris
ZP293016	KNIFE -A-	
CA333023	CAVALLOTTO (for A mod. assembling)	
109573812065	BOLT 12X65X1,25 10.9 p.f.	
8S747312125	NUT M12X1,25	
ZP293003	KNIFE -B-	
ZP137001	KINFE -C-	
109573720080	BOLT 20X80 10.9 p.f. (for B-C mod.)	
100HVbar20	WASHER HV 20 (for C mod.)	
8S747320ma	NUT M20 (for B-C mod.)	

DHPS

**-SHRUB ARM-
PROFESSIONAL -with telescopic arm-**



-Semi-professional shrub arm, for farmer works and road-side banks, for grass, bushes and branches, with 120cm. flail mower, mod. TP 120 (professional) and rotor with knife A, to cut up to 6/7cm, with telescopic device on the second arm.
-For tractors from 70 to 120hp.

STANDARD EQUIPMENTS:

Three point linkage, cat. II., PTO 540 rpm, Drive shaft gr.4, Locking tie rods,
140mm adjustable rear roller. Flail mower mod. TP 120, with rotor type A.
Pivoting arm frame with hydraulic cylinder , Hydraulic breakaway with hydr.valve.
Reversible rotor rotation, with knives type A (articulated Y knives). HP on the rotor 58hp.
Cables control with 5 levers, oil cooler, rear tails light,
Cast iron double-gear pump and motor, gear box with 65hp.
Floating system on the first arm and on the mower.
Telescopic extension 90cm (DHPS 600), 110cm (DHPS700), 130cm(DHPSS800)

MODEL	CODE	ARM LENGHT	TRANSPORT DIMENSION Cm.	WEIGHT Kg	TRACTOR Hp	ROTOR SPEED Rpm/1"	MOWER + ROTOR Mod.
DHPS 600	31060	620	195	1150	70-80	2800	TP120 + A
DHPS 700	31070	720	195	1240	80-100	2800	TP120 + A
DHPS 800	31080	820	195	1390	110-120	2800	TP120 + A

PRICES**DHPS 600****DHPS 700****DHPS 800****NOTES:**

Normally on the TNA flail mower is fitted the A rotor, but it is available also this rotor:
-Rotor type B, to cut grass and bushes up to 4/5cm.
-Rotor type C, to cut bushes and branches up to cm 7.

OPTIONALS:

-Low pressure controls and ergonomic Joystick -
Rise fpr TPC 125 mower (with belts transmoission) -
Rise for frontal mower hood opening with hydr.cylinder, who function with the quick couplings from the tractor -
Rise for cast iron gear box

SPARE PARTS

CODES	DESCRIPTIONS	Pris
ZP293016	KNIFE -A-	
CA333023	CAVALLOTTO (for A mod. assembling)	
109573812065	BOLT 12X65X1,25 10.9 p.f.	
8S747312125	NUT M12X1,25	
ZP293003	KNIFE -B-	
ZP137001	KINFE -C-	
109573720080	BOLT 20X80 10.9 p.f. (for B-C mod.)	
100HVbar20	WASHER HV 20 (for C mod.)	
8S747320ma	NUT M20 (for B-C mod.)	

DHP/AV**-SHRUB ARM-**
-With mower head moving system in the middle of tractor-

-Semi-professional shrub arm, for farmer works and road-side banks, for grass, bushes and branches, with 120cm. flail mower, mod. TP 120 (professional) and rotor with knife A, to cut up to 6/7cm, with second arm with hydraulic system to move the mower in the middle of the tractor, for a better viewing during the works,
-For tractor from 70 to 120hp.

STANDARD EQUIPMENTS:

Three point linkage, cat. II., PTO 540 rpm, Drive shaft gr.4, Locking tie rods, 140mm adjustable rear roller. Flail mower mod. TP 120, with rotor type A.
Pivoting arm frame with hydraulic cylinder, Hydraulic breakaway with hydr.valve.
Reversible rotor rotation, with knives type A (articulated Y knives). HP on the rotor 58hp.
Cables control with 5 levers, oil cooler, rear tails light,
Cast iron double-gear pump and motor, gear box with 65hp.
Floating system on the first arm and on the mower.

MODEL	CODE	ARM LENGHT	TRANSPORT DIMENSION Cm.	WEIGHT Kg	TRACTOR Hp	ROTOR SPEED Rpm/1"	MOWER + ROTOR Mod.
DHP/AV 500	33050	510	195	1030	70-80	2800	TP120 + A
DHP/AV 600	33060	610	195	1140	80-100	2800	TP120 + A
DHP/AV 700	33070	710	195	1250	110-120	2800	TP120 + A

PRICES**DHP/AV 500****DHP/AV 600****DHP/AV 700****NOTES:**

Normally, on the TNA flail mower is fitted the A rotor, but it is available also this rotor:
-Rotor type B, to cut grass and bushes up to 4/5cm.
-Rotor type C, to cut bushes and branches up to cm 7.

OPTIONALS:

-Low pressure controls and ergonomic Joystick
Rise for TPC 125 mower (with belts transmissioin)
-Rise for frontal mower hood opening with hydr.cylinder, who function with the quick couplings from the tractor
-Rise for cast iron gear box

N.B.: All the rotors are indicated at the end of this price list

SPARE PARTS

CODES	DESCRIPTIONS	Pris
ZP293016	KNIFE -A-	
CA333023	CAVALLOTTO (for A mod. assembling)	
109573812065	BOLT 12X65X1,25 10.9 p.f.	
8S747312125	NUT M12X1,25	
ZP293003	KNIFE -B-	
ZP137001	KINFE -C-	
109573720080	BOLT 20X80 10.9 p.f. (for B-C mod.)	
100HVbar20	WASHER HV 20 (for C mod.)	
8S747320ma	NUT M20 (for B-C mod.)	

DHIS

**-SHRUB ARM-
-Heavy duty professional series-**



-Heavy-duty professional shrub arm, for road-side banks clearing ditches and water-course banks. Mower head TPCT 130 model, mt.1.25, with rotor type F, for grass, bushes, branches up to 7/8 cms., telescopic device on the second arm. made in exagonal section. This machine is built with very high quality steel (WELDOX 700). For tractors from 110 to 160 hp.

STANDARD EQUIPMENTS:

Three point linkage, cat. II., PTO 1000 rpm, Drive shaft gr.6, Locking tie rods, 170mm adjustable rear roller. Flail mower mod. TPCT 130, with rotor type F.
Pivoting arm frame with hydraulic cylinder , Hydraulic breakaway with hydr.valve.
Cables control with 5 levers, oil cooler, rear tails light,
Piston pumps and piston motor, double 100hp gear box , Cuttin power 75hp.
Mower head with hydraulic frontal hood opening with cylinder, and with trasmission belts.
Hydraulic hoses in highest pressure type, 4SH, of 1” for mower, and 3/8” for cylinders control.

MODEL	CODE	ARM LENGHT	TRANSPORT DIMENSION Cm.	WEIGHT Kg	TRACTOR Hp	ROTOR SPEED Rpm/1”	MOWER + ROTOR Mod.
DHIS 800	32080	820	225	1450	110-120	2800	TPCT130 + F
DHIS 900	32090	920	225	1540	120-140	2800	TPCT130 + F
DHIS 1000	320100	1050	225	1890	150-160	2800	TPCT130 + F

PRICES

DHIS 800
DHIS 900
DHIS 1000

NOTES:

-Normally, TPCT mower has assembled with rotor F, but availables, there are also the following rotors:
-Rotor D, for mixed vegetation, grass and branches, special for water-course banks, to cut very in very thin, the vegetation
-Rotor G, hammers, for big vegetation up to 8 cm.
-DHIS 1000 telescopic device arm, is made in three sections with OPTAGONAL form.

OPTIONALS:

-Low pressure controls and ergonomic Joystick euro
-High quality electric-low pressure and proportional valve, with ergonomic Joystick euro
-Hydraulic cylinder fitted on the left side anterior axle tractor euro

N.B.: All the rotors are indicated at the end of this price list

SPARE PARTS

CODES	DESCRIPTIONS	Pris
ZP293020	KINFE -F- (nr. 4 per kit)	
ZP107001	KNIFE -D- (nr. 2 ogni kit)	
ZP00002	HAMMER -G-	
109573720150HV	BOLT M20X150 10.9 (only for rotors F-G)	
109573720080	BOLT 20X80 10.9 p.f. (for rotor D mod.)	
8S747320ma	NUT M20 (for rotors D-F-G- mod.)	
8850045	HARDENED BUSHING L=28 (nr.2 per kit) (only for rotors F-G)	
8850048	HARDENED WASHERS (nr. 2 per kit, only for rotor D)	

TLPF**-FORESTRY MULCHERS-
-pto 1000rpm/1”-**

-Forestry mulcher medium-heavy series, drum rotor with mobile hammers, to cut branches, bushes and small trees up to diameter of 25cms.

-For tractors from to 65 a 140hp.

STANDARD EQUIPMENTS:

Three point linkage, cat. II., PTO 1000 rpm,

Rear hydraulic hood.

Stronger frame built with very high quality steel (DOMEX 700-SS355), double chassis and double counter-blades.

100hp gear box, Drum rotor HD type, with mobile hammers,

Drive shaft gr.6, with power limitator and free wheel,

TLPF-UX 160-180-200 have one single transmission belt.

TLPF-UX 220/2 has a double transmission belts.

MODEL	CODE	WORK Cm	TOTAL WIDE Cm.	WEIGHT Kg	TRACTOR Hp	BELTS Nr.	TOOTH Nr.	PTO RPM/1”
TLPF 160	16016	160	180	1130	65-80	4	24	1000
TLPF 180	16018	180	200	1280	80-100	4	28	1000
TLPF 200	16020	200	220	1450	100-120	4	32	1000
TLPF 220/2	16022	220	260	1620	120-140	8	36	1000

PRICES

TLPF 160

TLPF 180

TLPF 200

TLPF 220/2

OPTIONALS:

-Pushing frame TLPF 160

-Pushing frame TLPF 180

-Pushing frame TLPF 200-220/2

-Hydraulic top link

SPARE PARTS

CODES	DESCRIPTIONS	Pris
ZP10280	HAMMER	
ZP10280MD	<u>REINFORCED HAMMER</u> , with carbide tungsten welding -Optional- This hammer is perfect when on the land there is a big contamination of stones.	
8880253	LONG PIN for hammers TLPF160	
8880254	LONG PIN for hammer TLPF180	
8880255	LONG PIN for hammer TLPF200-220	
8800838	BELT XPB Quad Power (nr.4)	

TLPF-UX**-FORESTRY MULCHERS-
-pto 1000rpm/1”-**

-Forestry mulcher medium heavy series, with fixed teeth rotor, to cut branches, bushes and small trees up to diameter of 25cms.
-For tractors from to 65 a 140hp.

STANDARD EQUIPMENTS:

Three point linkage, cat. II., PTO 1000 rpm,

Rear hydraulic hood.

Stronger frame built with very high quality steel (DOMEX 700-SS355), double chassis and double counter-blades.

100hp gear box,

Fixed teeth rotor with carbide insert.

Drive shaft gr.6, with power limitator and free wheel.

TLPF-UX 160-180-200 have one single transmission belt.

TLPF-UX 220/2 has a double transmission belts.

MODEL	CODE	WORK Cm	TOTAL WIDE Cm.	WEIGHT Kg	TRACTOR Hp	BELTS Nr.	TOOTH Nr.	PTO RPM/1”
TLPF-UX 160	17016	160	180	1130	65-80	4	33	1000
TLPF-UX 180	17018	180	200	1280	80-100	4	39	1000
TLPF-UX 200	17020	200	220	1450	100-120	4	45	1000
TLPF-UX 220/2	17022	220	260	1690	120-140	8	51	1000

PRICES**TLPF-UX 160****TLPF-UX 180****TLPF-UX 200****TLPF-UX220/2****OPTIONALS:**

-Pushing frame TLPF 160

-Pushing frame TLPF 180

-Pushing frame TLPF 200-220/2

-Hydraulic top link

SPARE PARTS

CODES	DESCRIPTIONS	Pris
ZPUX456	TOOTH UX 456	
88593116050	BOLT TCE 16x50x1,5 10.9	
88593116080	BOLT TCE 16x80x1,5 10.9	
100HV1722216	WASHER SCHNORR M16	
8800838	BELT XPB Quad Power (nr.4)	

TPF-UX**-FORESTRY MULCHERS-
-pto 1000RPM/1”-**

-Forestry mulcher heavy-duty series, with fixed teeth rotor, to cut bushes and trees up to 35 cm.
From tractors from 80 to 160hp.

DOTAZIONE DI SERIE:

Three point linkage, cat. II., PTO 1000 rpm,

Rear hydraulic hood.

Stronger frame built with very high quality steel (DOMEX 700-SS355), double chassis (with the under frame cover made in HARDOX 400) , and triple counter-blades.

140hp gear box,

Fixed heavy teeth rotor with carbide insert.

Drive shaft gr.6, with power limitator and free wheel,

TPF-UX models have a double transmissions belts.

MODELLO	CODICE	LAVORO cm	INGOMBRO cm.	PESO kg	TRATTORE cv	CINGHIE nr	NR. UTENSILI	PDF Giri/1”
TPF-UX 160	18016	160	180	1390	80-100	8	33	1000
TPF-UX 180	18018	180	200	1480	100-120	8	39	1000
TPF-UX 200	18020	200	220	1890	120-160	8	45	1000
TPF-UX 220	18022	220	260	1980	140-160	8	51	1000

PRICES**TPF-UX 160****TPF-UX 180****TPF-UX 200****TPF-UX 220****OPTIONALS:**

-Pushing frame TPF-UX 160	EURO	-
Pushing frame TPF-UX 180	EURO	-
Pushing frame TPF-UX 200	EURO	-Hydraulic mod. Euro
-Pushing frame TPF-UX 220	EURO	-Hydraulic mod. Euro
-Hydraulic top link	EURO	

SPARE PARTS

CODES	DESCRIPTIONS	Pris
ZPUX456	TOOTH UX 456	
88593116050	BOLT TCE 16x50x1,5 10.9	
88593116080	BOLT TCE 16x80x1,5 10.9	
100HV1722216	WASHER SCHNORR M16	
8800838	BELT XPB Quad Power (nr.4)	

TE-DXL**-FLAIL MOWERS for GRASS
-for MINI-EXCAVATORS-**

-MINI-Flail mower for grass, suitable to mini-excavators with weight up to 1.6 t., with power up to 20hp.
-Max. working diameter 1,5cm.

STANDARD EQUIPMENTS:

Top bracket with pins.

Hydraulic cast iron gear motor reversible 8cc, fitted with directly to the rotor.

100mm, rear adjustable roller.

Rotor with knife mod. H

MODEL	CODE	WORK Cm.	TOT.WIDE Cm.	WEIGHT Kg.	EXCAVATORR ANGE Tons.	OIL LT/1"	PRESSURE Bar	KNIVES Nr.
TE 60DXL	60060	60	80	70	0,8-1,5	20	160	20
TE 80DXL	60080	80	100	85	1,2-1,5	20	160	24

PREZZI**TE 60DXL****TE 80DXL****NOTE:**

-The hydr. Motor hasn't the third hose, for drain line.

-This mower can't accept other kind of rotors.

N.B.: All the rotors are indicated at the end of this price list

SPARE PARTS

CODES	DESCRIPTIONS	Pris
ZP336002	KNIFE -H-	
109573710045	BOLT TE 12X45 10.9	
8S747310ma	NUT M12	

TE-DL**-FLAIL MOWERS for GRASS and BRANCHES, for MINI-EXCAVATORS-**

-Flail mower for grass, and small branches, suitable to mini-excavators with weight up to 3.0 t., with power up to 35hp.
 -Max. working diameter cm. 2,5/3.

STANDARD EQUIPMENT:

Steel plate, not painted, to build the top bracket for excavator.
 100mm, rear adjustable roller.
 Rotor with knife mod. O.
 Hoses with 1500m of length.
 Hydraulic cast iron motor of 11cc, reversible, fitted directly with the rotor.

MODEL	CODE	WORK Cm.	TOT.WIDE Cm.	WEIGHT Kg.	EXCAVATORR ANGE Tons.	OIL LT/1"	PRESSURE Bar	KNIVES Nr.
TE 80/DL	610080	80	100	100	2,0-2,5	25	170	24
TE 100/DL	610100	100	115	120	2,5-3,0	25	170	32

PRICES**TE 80DL****TE 100DL****NOTES:**

-The hydr. Motor hasn't the third hose for drain line, usually it is used a 11cc size motor, but there are available also 14cc, and 16cc sizes, without any rise on the price.

-Over than the rotor mod. O, it is available for DL the rotor I :

The rise for this rotor is euro 145,00

N.B.: All the rotors are indicated at the end of this price list

OPTIONALS:

Top bracket with pins

Floating link DL

Oil flow divider 1/2"

SPARE PARTS

CODES	DESCRIPTIONS	Pris
ZP322008	KNIFE -O-	
109573812065	BOLT 12X65X1,25 10.9 p.f.	
8S747312125	NUT M12x1,25	
CA333023	CAVALLOTTO F.12,5	

TE-DP**-FLAIL MOWERS for GRASS and BRANCHES, for MINI-EXCAVATORS-**

-Flail mower for grass, and small branches, suitable for mini-excavators with weight up to 6.0 t., with power up to 50hp.
 -Max. working diameter cm.6

STANDARD EQUIPMENT:

Steel plate, not painted, to build the top bracket for excavator.

Hydraulic cast iron motors, reversible, fitted directly with the rotor. (for motor size see the notes below)

140mm, rear adjustable roller.

Rotor with knife type A.

Hoses with 2,00 mts length.

MODEL	CODE	WORK Cm.	TOT.WIDE Cm.	WEIGHT Kg.	EXCAVATORR ANGE Tons.	OIL LT/1"	PRESSURE Bar	KNIVES Nr.
TE 80/DP	620080	80	110	170	3,0-4,0	35	180	24
TE 100/DP	620100	100	130	195	4,0-5,0	45	180	32
TE 120/DP	620120	120	150	230	5,0-6,0	55	180	40

PRICES**TE 80DP****TE 100DP****TE 120DP****NOTES:**

-The standard hydr. Motor used are:

14cc. for TE80DP; -16cc for TE100DP; -22cc. for TE120DP;

-Normally the rotor is the model. A, but available there are also mod.B and mod.C

-All the rotors are indicated at the end of this price list

RISING and OPTIONALS:

-for gr.3 motor on TE80-100DP euro

-for rotor B euro

-for rotor C euro

-Top bracket with pin euro

-Floating link DP euro

-Oil flow divider 1/2" euro

-Stand leg for parking the mower euro

SPARE PARTS

CODE	DESCRIPTIONS	PRICES EURO	CODE	DESCRIPTION	PRICES EURO
ZP293016	KNIFE -A-		109573720080	BOLT 20X80 10.9	
109573812065	BOLT 12X65X1,25 10.9 p.f.		8S747320ma	NUT M20	
8S747312125	NUT M12x1,25		100HVbar20	WASHER BAR 20	
CA333023	CAVALLOTTO F.12,5		ZP137001	KNIFE -C-	
ZP293003	KNIFE -B-				

TE-CL**-FLAIL MOWER for GRASS, BUSHES and
branches for MIDI-EXCAVATORS-**

-Flail mower for grass, branches and bushes, suitable to Midi-excavators with weights from 6,0t. to 8,0t., and with power up to 70hp.

-Max. working diameter cm. 6/7.

STANDARD EQUIPMENT:

Steel plate, not painted, to build the top bracket for excavator.

Hydraulic cast iron motors, reversible, without the third hose for drain line and fitted with a transmission belt to the rotor.

Standard rotor is type B.

140mm. Rear adjustable roller.

Hoses with 2,0 mts length.

MODEL	CODE	WORK Cm.	TOT.WIDE Cm.	WEIGHT Kg.	EXCAVATORR ANGE Tons.	OIL LT/1"	PRESSURE Bar	KNIVES Nr.
TE 100/CL	630100	105	125	315	6,0-7,0	60-70	190-200	24
TE 120/CL	630120	125	140	345	7,0-8,0	60-70	190-200	32

PRICES**TE 100CL****TE 120CL****NOTES:**

-Standard hydr. motor used is a 34cc with the internal drain line,

-Type B is the standard rotor used but available there are also rotors type C-F;

-All the rotors are indicated at the end of this price list;

OPTIONALS:

-For rotor C

-For rotor F

-Top bracket with pin

-Floating link CL/CP

-Piston motor with size 34cc.

-Oil flow divider 3/4"

-Stand leg for mower parking

SPARE PARTS

CODE	DE SC RIP TION S	PRICES EURO	CODE	DESCRIPTION	PRICES EURO
ZP293003	KNIFE -B-		8S747320ma	NUT M20	
ZP137001	KNIFE -C-		ZP293020	KNIFE -F-	
109573720080	BOLT 20X8 0 10.9 (Rot. B-C)		109573720150HV	BOLT 20X150 10.9 (Rot.F)	

TE-CP**-FLAIL MOWERS for GRASS, BUSHES and
BRANCHES for MIDI-EXCAVATORS-**

-Flail mower (**semi-forestry range**) for grass, branches, bushes and small trees, suitable to Midi-excavators with weights from 8,0 to 13,0 t. and with power up to 100hp.

-Max. working diameter 8cm.

STANDARD EQUIPMENT:

Steel plate, not painted, to build the top bracket for excavator.

Hydraulic cast iron motors, reversible, without the third hose for drain line. and fitted with a transmission belt to the rotor.

Rotor type F. Strong double frame made with high quality steel (SS355-DOMEX 700).

170mm. Rear adjustable roller.

Hoses with 2,0mts length.

Transmission belts with SPBX type.

MODEL	CODE	WORK Cm.	TOT.WIDE Cm.	WEIGHT Kg.	EXCAVATORR ANGE Tons.	OIL LT/1"	PRESSURE Bar	KNIVES Nr.
TE 120/CP	640125	125	145	430	8,0-10,0	85-100	200/220	40
TE 160/CP	640160	160	185	525	10,0-13,0	85-100	200/220	48

PRICES

TE 120CP

TE 160CP

NOTES:

-Standard hydr.motor used is a 43cc with the internal drain line, for 120CP;

-Standard hydr.motor used is a 51cc with the internal drain line, for 160CP;

-Standard rotor is type F, but also is available G type (without any rise);

OPTIONALS:

-Top bracket with pins +

-Floating link CL/CP +

-Piston motor of 47cc. +

-Oil flow divider 3/4" +

-Stand leg for mower parking +

SPARE PARTS

CODES	DESCRIPTIONS	Pris
ZP293020	KNIFE F	
ZP00002	KNIFE G	
109573720150HV	BOLT 20X150 10.9	
8S747320ma	NUT M20	
8850045	HARDENED BUSHING L=28 (only for F rot.)	
8800835	BELT XPB	
8800834	BELT SPBX	

TFL**MINI-FOREST MOWERS
for MIDI-EXCAVATORS**

-Flail mower, **MINI-FOREST series**, for branches and small trees, suitable to midi-excavators with weights from 7,0t. up to 10,0t. and with power up to 100hp..

-Max. working diameter 10-12cm.

STANDARD EQUIPMENT:

Steel plat, not painted, to buil the top bracket for excavator.

Piston motor of 47cc.

Rotor type HD, with mobile strong hammers.

Hoses with 2,0 mts. Lenght. Trasmission belts.

Frontal hood with hydraulic opening system.

Strong double frame made with high quality steel (SS355-DOMEX 700).

MODEL	CODE	WORK Cm.	TOT.WIDE Cm.	WEIGHT Kg.	EXCAVATORR ANGE Tons.	OIL Lt/1''	PRESSURE Bar	HAMMER Nr.
TFL 100	650100	105	125	650	7,0-10,0	90-100	220/250	16

PRICES**TFL 100****NOTES:**

-To control the hydr.cylinder for front opening hood, it needs two more oil plug of 3/8'' size.

OPTIONALS:

-Top bracket with pins +
-Oil flow divider 3/4'' +

SPARE PARTS

CODES	DESCRIPTIONS	Pris
ZP10280	HAMMERS	
8880251	LONG PIN FOR HD100 ROTOR.	
8S747424X2	NUT M24X2	
8800835	BELT XPB	
ZP10280MD	HAMMERS WITH CARBIDE TUNGSTEN WELDING (very good with the mower has to work on grounds where there is big contamination of stones)	

TFM**MIDI-FOREST MOWERS
for MIDI-EXCAVATORS**

-Flail mower, MIDI-FOREST series, for branches and trees, suitable to midi-excavators with weights from 10,0t. up to 15,0t. and with power up to 120hp.

-Max. working diameter cm.20.

STANDARD EQUIPMENT:

Steel plat, not painted, to buil the top bracket for excavator.

Piston motor of 56cc.

Rotor type HD, with mobile strong hammers.

Hoses with 2,0 mts. Lenght. Trasmission belts with XPB type.

Frontal hood with hydraulic opening system.

Strong double frame made with high quality steel (SS355-DOMEX 700),

and with a cover inside-steel frame made in HARDOX 400.

MODEL	CODE	WORK Cm.	TOT.WIDE Cm.	WEIGHT Kg.	EXCAVATORRA NGE Tons.	OIL Lt/1”	PRESSURE Bar	HAMMER Nr.
TFM 100	660100	105	125	860	10,0-12,0	120-130	220/250	16
TFM 130	660130	130	150	940	12,0-15,0	120-130	220/250	20

PRICES**TFM 100****TFM 130****NOTES:**

To control the hydr.cylinder for front opening hood, it needs two more oil plug of 3/8” size.

OPTIONALS:

- Top bracket with pins +
- Oil flow divider 3/4” +
- Piston motor of 64cc (rise) +

SPARE PARTS

CODES	DESCRIPTIONS	Pris
ZP10280	HAMMER	
ZP10280MD	HAMMERS WITH CARBIDE TUNGSTEN WELDING (very good with the mower has to work on grounds where there is big contamination of stones) -OPTIONAL-	
8880251	LONG PIN FOR HD100 ROTOR.	
8880252	LONG PIN FOR HD130 ROTOR.	
8S747424X2	NUT M24X2	
8800835	BELT XPB	
8800836	BELT XPB	

TFM-UX**MIDI-FOREST MOWERS
for MIDI-EXCAVATORS**

-Flail mower, MIDI-FOREST series, for branches and trees, suitable to midi-excavators with weights from 10,0t. up to 15,0t. and with power up to 120hp.

-Max. working diameter cm.20-25

STANDARD EQUIPMENT:

Steel plate, not painted, to build the top bracket for excavator.

Piston motor of 56cc.

Fixed teeth rotor, with carbide inserts tooth (UX)

Hoses with 2,5 mts lenght

Trasmission with belts XPB.

Hydraulic front hood, Strong double frame made with high quality steel (SS355-DOMEX 700), with a cover inside-steel frame made in HARDOX 400, and counter blades.

MODEL	CODE	WORK Cm.	TOT.WIDE Cm.	WEIGHT Kg.	EXCAVATORRA NGE Tons.	OIL Lt/1"	PRESSURE Bar	HAMMERS Nr.
TFM-UX 100	680100	105	125	890	10,0-12,0	120-130	220/250	21
TFM-UX 130	680130	130	150	970	12,0-15,0	120-130	220/250	27

PRICES**TFM-UX 100****TFM-UX 130****NOTES:**

To control the hydr.cylinder for front opening hood, it needs two more oil plug of 3/8" size.

-All the rotors are indicated at the end of this price list

OPTIONALS:

- Top bracket with pins +
- Oil flow divider 3/4" +
- Piston motor of 64cc (rise) +

SPARE PARTS

CODES	DESCRIPTIONS	Pris
ZPUX285	TEETH UX 285	
88593116060	BOLT TCE 16x60x1,5 10.9	
100HV1722216	WASHER SCHNORR M16	
8800835	BELT XPB 1500 GATES	
8800836	BELT XPB 1600 GATES	

TFS**MAXI-FOREST MOWERS
for LARGE-EXCAVATORS**

-Flail mower, **MAXI-FOREST series**, for branches and trees, suitable to large-excavators with weights from 16,0t. up to 25,0t. and with power up to 160hp.

-Max. working diameter cm.30

STANDARD EQUIPMENT:

Steel plat, not painted, to buil the top bracket for excavator.

Piston motor of 56cc.

Drum rotor type HD, with mobile hammer.

Hoses with 3,0 mts. lenght.

Trasmission belt type XPB.

Sportello apribile idraulico.

Hydraulic front hood, Strong double frame made with high quality steel (SS355-DOMEX 700), with a cover inside-steel frame made in HARDOX 400, and double counter blades.

MODEL	CODE	WORK Cm.	TOT.WIDE Cm.	WEIGHT Kg.	EXCAVATORR ANGE Tons.	OIL Lt/1"	PRESSURE Bar	HAMMER Nr.
TFS 130	670130	130	150	1290	18,0-21,0	130-150	250/270	20
TFS 160	670160	160	180	1450	21,0-25,0	130-150	250/270	24

PRICES**TFS 130****TFS 160****NOTES:**

To control the hydr.cylinder for front opening hood, it needs two more oil plug of 3/8" size.

-All the rotors are indicated at the end of this price list

OPTIONALS:

-Top bracket with pins +

-Oil flow divider 1" +

-Piston motor of 64cc (rise) +

SPARE PARTS

CODES	DESCRIPTIONS	Pris
ZP10280	HAMMER	
ZP10280MD	HAMMERS WITH CARBIDE TUNGSTEN WELDING (very good with the mower has to work on grounds where there is big contamination of stones) -OPTIONAL-	
8880252	LONG PIN FOR HD130 ROTOR.	
8880253	LONG PIN FOR HD160 ROTOR.	
8S747424X2	NUT M24X2	
8800837	BELT XPB	

TFS-UX**MAXI-FOREST MOWERS
for LARGE-EXCAVATORS**

-Flail mower, **MAXI-FOREST series**, for branches and trees, suitable to large-excavators with weights from 16,0t. up to 25,0t. and with power up to 160hp.
-Max. working diameter cm.35-40.

STANDARD EQUIPMENT:

.Steel plat, not painted, to buil the top bracket for excavator

Piston motor of 84cc.

Fixed teeth rotor, with carbide inserts tooth (UX)

Hoses with 2,5 mts lenght

Trasmission with belts XPB.

Hydraulic front hood, Heavy-double frame made with high quality steel (SS355-DOMEX 700), with a cover inside-steel frame made in HARDOX 400, and double counter blades.

MODEL	CODE	WORK Cm.	TOT.WIDE Cm.	WEIGHT Kg.	EXCAVATORR ANGE Tons.	OIL Lt/1"	PRESSURE Bar	TEETH Nr.
TFS-UX 130	690130	130	150	1370	18,0-21,0	180-200	270/350	27
TFS-UX 160	690160	160	180	1540	21,0-25,0	180-200	270/350	33

PRICES**TFS-UX 130****TFS-UX 160****NOTES:**

To control the hydr.cylinder for front opening hood, it needs two more oil plug of 3/8" size.

-All the rotors are indicated at the end of this price list

OPTIONALS :

-Top bracket with pins

+

-Oil flow divider 1"

+

SPARE PARTS

CODES	DESCRIPTIONS	Pris
ZPUX456	TEETH UX 456	
88593116050	BOLT TCE 16x50x1,5 10.9	
88593116080	BOLT TCE 16x80x1,5 10.9	
100HV172216	WASHER SCHNORR M16	
8800835	BELT XPB	
8800836	BELT XPB	

TP/R**-SPECIAL FLAIL MOWER for
"SPIDER" EXCAVATORS**

-Flail mower (**semi-forestry range**) for grass, branches, bushes and small trees, suitable for SPIDER-excavators with weights from 6,5t. up to 10,0t., with power up to 120hp.

-Max. working diameter of cm. 8-10

STANDARD EQUIPMENT:

Steel plate, not painted, to build the top bracket for excavator

Piston motor of 47cc. Fitted directly with the rotor.

Rotor with knife type D, very strong made in HARDOX construction plates.

Hoses with 2,50 mts. length.

Strong double frame made with high quality steel (SS355-DOMEX 700). and with special construction to support the excavator weight, when this one needs to move itself, using the mower as a solid point.

MODEL	CODE	WORK Cm.	TOT.WIDE Cm.	WEIGHT Kg.	EXCAVATORR ANGE Tons.	OIL LT/1"	PRESSURE Bar	KNIVES Nr.
TP/R 120	69512	120	145	520	6,5-10,0	100-110	200/220	48

PRICES**TP/R 120****NOTES:**

-Over than rotor D is available also rotor C, without any rise on the price.

-All the rotors are indicated at the end of this price list;

OPTIONALS:

-Top bracket with pins +

SPARE PARTS

CODES	DESCRIPTIONS	EURO PRICES
ZP107001	KNIFE D (NR.48)	3,50
ZP137001	KNIFE C (NR.24)	3,70
109573720080	BOLT 20X80 10.9 p.f.	2,25
8S747320ma	NUT M20	1,40
100HVbar20	WASHER HV 20 (for rotor. C)	1,05
8850048	HARDENED WASHER SP.9 (for rotor. D)	1,10

TFM/R**-SPECIAL FORESTRY MOWERS
for SPIDER EXCAVATORS**

-Flail mower, MIDI-FOREST series, for branches and trees, suitable to SPIDER-excavators with weights from 7,0t. up to 11,0t. With power up to 120hp.

-Diametro max. di taglio cm.20

STANDARD EQUIPMENT:

Steel plate, not painted, to build the top bracket for excavator.

Piston motor of 56cc.

Rotor type HD, with mobile strong hammers.

Hoses with 2,0 mts. Length. Transmission belts with XPB type.

Frontal hood with hydraulic opening system.

Strong double frame made with high quality steel (SS355-DOMEX 700), with a cover inside-steel frame made in HARDOX 400. and with special construction to support the excavator weight, when it needs to move it-self, using the mower as strong point.

MODEL	CODE	WORK Cm.	TOT. WIDE Cm.	WEIGHT Kg.	EXCAVATORR ANGE Tons.	OIL Lt/1"	PRESSURE Bar	HAMMER Nr.
TFM/R 130	69513	130	150	940	7,0-11,0	120-130	220/250	20

PRICES**TFM/R 130****NOTES:**

To control the hydr.cylinder for front opening hood, it needs two more oil plug of 3/8" size.

-All the rotors are indicated at the end of this price list

OPTIONALS:

-Top bracket with pins + 590,00;

SPARE PARTS

CODES	DESCRIPTIONS	EURO PRICES
ZP10280	HAMMER	19,50
ZP10280MD	HAMMERS WITH CARBIDE TUNGSTEN WELDING (very good with the mower has to work on grounds where there is big contamination of stones) -OPTIONAL	52,00
8880252	LONG PIN FOR HD130 ROTOR.	89,00
8S747424X2	NUT M24X2	2,50
8800835	BELT XPB 1500 GATES	29,00
8800836	BELT XPB 1600 GATES	32,00

SS/CL**HYDRAULIC MOWER for GRASS,
BUSHES for SKID STEER**

-Flail mulcher for grass and bushes, rotor with knives, to cut up to max. diameter 6/7cm. For skid steer loaders with power from 45hp to 100 hp.

STANDARD EQUIPMENT:

Quick floating linkage. Front hydraulic hood.

Stronger frame built with very high quality steel (DOMEX 700-SS355), and counter blades.

Cast iron gear motor.

Rotor with kinfe type F.

Single belt transmission.

Hoses with 2,0 mts. Lenght (without the quick couplings)

170mm rear adjustable roller.

MODEL	CODE	WORK Cm	TOT. WIDE Cm.	WEIGHT Kg	POWER Hp	OIL FLOW Lt/1”	PRESSURE Bar	KNIVES Nr.
SS/CL 125	810125	125	150	650	45-60	50-70	180-220	40
SS/CL 160	810160	160	185	730	50-90	70-90	180-220	48
SS/CL 190	810190	190	215	810	60-100	80-110	180-220	64

PRICES

SS/CL 125

SS/CL 160

SS/CL 190

NOTES:

-Over than rotor F, availables there are also this follows rotors:

-Rotor C only for SS/CL 125; (without any rise on price)

-Rotor G for SS/CL160-190; (without any rise on price)

SPARE PARTS

CODES	DESCRIPTIONS	EURO PRICES
ZP00002	HAMMER -G-	
ZP293020	KNIFE -F- (nr. 4 per kit)	
109573720150HV	BOLT 20X150 10.9, Fil.40	
8S747320ma	NUT M20	
8850045	HARDENED BUSHING L=28 (nr.2 per kit, for F)	
ZP137001	KNIFE C (only SS/CL 125)	
109573720080	BOLT 20X80 10.9 p.f.	
100HVbar20	WASHER HV 20 (for rotor C)	
8800833	BELT	
8800834	BELT	

SS/TFF**FORESTRY HYDRAULIC MOWER
for SKID STEER LOADER**

-Forestry mower, for bushes and branches, to cut up max. diameter of 20cm, for skid steer, with hydraulic system at high performance and high oil flow, with power from 70hp to 130hp.

STANDARD EQUIPMENT:

Hydraulic front hood.

Stronger frame built with very high quality steel (DOMEX 700-SS355), and double counter blades.

Piston motor of 56cc.

Rotor type HD with mobile hammer.

Single belt transmission.

Hoses with 2,0 mts. length (without quick release couplings)

MODEL	CODE	WORK Cm	TOT. WIDE Cm.	WEIGHT Kg	POWER Hp	OIL FLOW	PRESSURE Bar	HAMMER Nr.
SS/TFF 130	820130	130	160	840	80-110	100-130	200-230	20
SS/TFF 160	820160	160	190	980	90-120	100-130	200-230	24
SS/TFF 180	820180	180	205	1150	110-140	110-130	220-250	28

PRICES

SS/TFF 130

SS/TFF 160

SS/TFF 180

OPTIONALS:

-Pushing frame per SS/TFF 130

-Pushing frame per SS/TFF 160

-Pushing frame per SS/TFF 180

-Antichock valve

-Piston motor of 64cc. (rise)

SPARE PARTS

CODES	DESCRIPTIONS	Pris
ZP10280	HAMMER	
ZP10280MD	HAMMERS WITH CARBIDE TUNGSTEN WELDING (very good with the mower has to work on grounds where there is big contamination of stones) -OPTIONAL-	
8880252	LONG PIN FOR HD130 ROTOR.	
8880253	LONG PIN FOR HD160 ROTOR.	
8880254	LONG PIN FOR HD180 ROTOR.	
8800835	BELT XPB 1500 GATES	
8800836	BELT XPB 1600 GATES	

SS/TFF-UX**-FORESTRY HYDRAULIC
MOWER for SKID STEER**

-Forestry mower, for bushes, branches and small trees, to cut up max. diameter of 25 cm, for skid steer, with hydraulic system at high performance and high oil flow, with power from 80hp to 140hp.

DOTAZIONE DI SERIE:

Hydraulic front hood.

Stronger frame built with very high quality steel (DOMEX 700-SS355), and double counter blades.

Piston motor of 56cc.

Rotor type UX, with teeth fixed with carbide tungsten inserts.

Single belt transmission.

Hoses with 2,0 mts. lenght (without quick release couplings)

MODEL	CODE	WORK	TOT. WIDE	WEIGHT	POWER	OIL FLOW	PRESSURE	TEETH
SS/TFF-UX 130	830130	130	160	890	80-110	120-130	220-250	27
SS/TFF-UX 160	830160	160	190	1030	90-120	120-130	220-250	33
SS/TFF-UX 180	830180	180	205	1150	110-140	120-130	250-300	39

PRICES

SS/TFF-UX 130

SS/TFF-UX 160

SS/TFF-UX 180

OPTIONALS:

-Pushing frame per SS/TFF-UX 130	euro
-Pushing frame per SS/TFF-UX 160	euro
-Pushing frame per SS/TFF-UX 180	euro
-Antichock valve	euro
-Piston motor of 64cc. (rise)	euro

SPARE PARTS

CODES	DESCRIPTIONS	Pris
ZPUX285	TEETH UX 285	
88593116060	BOLT TCE 16x60x1,5 10.9	
100HV1722216	WASHER SCHNORR M16	
8800835	BELT XPB 1500 GATES	
8800836	BELT XPB 1600 GATES	

TNA

**-FLAIL MOWER for GRASS , BRANCHES
For SHRUB CUTTER ARMS**



-Flail mower to cut grass and branches, LIGHT SERIES, suitable to every model of shrub cutter arms, for farmer works
-Max. working diameter 5/6cm.

STANDARD EQUIPMENT:

Steel plat, not painted, to build the top bracket.

Cast iron gear motor gr.3, reversible.

Rotor with knife type A.

140mm rear adjustable roller.

MODEL	CODE	WORK Cm.	TOT.WIDE Cm.	WEIGHT Kg.	OIL LT/1"	PRESSURE Bar	KNIVES Nr.
TNA 80	510080	80	100	150	180	24	24
TNA 100	510100	100	125	175	180	32	32
TNA 120	510120	120	145	210	180	40	48

PRICES

TNA 80

TNA 100

TNA 120

NOTES:

-Hoses aren't included in the mower price;

-The hydr.motor, reversible, hasn't the third hose for drain line;

OPTIONALS:

-For rotor B + 100,00 on every model;

-For rotor C + 70,00 on every model;

SPARE PARTS

CODE	DESCRIPTIONS	PRICES EURO	CODE	DESCRIPTION	PRICES EURO
ZP293016	KNIFE -A-		109573720080	BOLT 20X80 10.9	
109573812065	BOLT 12X65X1,25 10.9 p.f.		8S747320ma	NUT M20	
8S747312125	NUT M12x1,25		100HVbar20	WASHER BAR 20	
CA333023	CAVALLOTTO F.12,5		ZP137001	KNIFE -C-	
ZP293003	KNIFE -B-				

-Flail mower for grass, branches and bushes, medium-heavy series, for PROFESSIONAL WORKS, suitable to every kind of shrub cutter arm

-Max. working diameter 7/8cm

STANDARD EQUIPMENT:

Steel plat, not painted, to buil the top bracket.

Cast iron gear motor gr.3, reversible.

Rotor with type A.

140mm rear adjustable roller.

TP mower model, has the motor fitted directly with rotor.

TPC mower model has the motor fitted in-directly with rotor (Trasmission belts).

MODEL	CODE	WORK Cm.	TOT.WIDE Cm.	WEIGHT Kg.	OIL LT/1"	PRESSURE Bar	KNIVES Nr.
TP120	520120	120	140	245	70-90	180-220	40
TPC 100	530100	105	130	275	70-100	180-220	32
TPC 125	530125	125	150	295	70-100	180-220	40

PRICES

TP 120

TPC 100

TPC 125

NOTES:

-Hoses aren't included in the mower price;

-The hydr.motor, reversible, hasn't the third hose for drain line;

OPTIONALS:

-For rotor type B +

-For rotor type C +

-For rotor type D + (con piastre in Hardox 400)

(available only for model TP120 and for TPC)

SPARE PARTS

CODE	DESCRIPTIONS	PRICES EURO	CODE	DESCRIPTION	PRICES EURO
ZP293016	KNIFE -A-		ZP137001	KNIFE C-	
109573812065	BOLT 12X65X1,25 10.9 p.f.		100HVbar20	WASHER HV 20 (only for rotor C)	
8S747312125	NUT M12x1,25		ZP107001	KNIFE -D- (nr. 2 per kit)	
CA333023	CAVALLOTTO F.12,5		8850048	HARDENED WASHER (only for D)	
ZP293003	KNIFE -B-		109573720080	BOLT 20X80 10.9	
			8S747320ma	NUT M20 .	

TPCT**FLAIL MOWER for GRASS, BRANCHES
For SHRUB CUTTER ARMS**

-Flail mower for branches, bushes and reed, Heavy Series, made for hard works, suitable to shrub cutter arms, with high performance hydraulic system only for professional uses,

-Max. working diameter 7/8cm.

STANDARD EQUIPMENT:

Steel plat, not painted, to build the top bracket.

Piston motor of 47cc.

Rotor with knife type F, built with very strong tube (150x10) in SS335 quality steel.

Transmission belts.

Hydraulic frontal opening hood.

MODEL	CODE	WORK Cm.	TOT.WIDE Cm.	WEIGHT Kg.	OIL LT/1"	PRESSURE Bar	KNIVES Nr.
TPCT 130	540130	125	150	370	80-100	220-270	40
TPCT 160	540160	160	185	410	80-100	220-270	48

PRICES**TPCT 130****TPCT 160****NOTES:**

-Hoses aren't included, also the ones for hydraulic cylinder

-Piston motor needs the drain line hose of 1/2"

OPTIONALS:

-Piston motor of 56cc. (rise) +

-Rotor can be supplied also with G type, without any rise on the price.

SPARE PARTS

CODES	DESCRIPTIONS	Pris
ZP00002	HAMMER -G-	
ZP293020	KNIFE -F- (nr. 4 per kit)	
109573720150HV	BOLT 20X150 10.9, Fil.40	
8S747320ma	NUT M20	
8850045	HARDENED BUSHING L=28 (nr.2 per kit, for F)	
8800835	BELT XPB	
8800836	BELT XPB	

BF/SCH**CUTTER HEDGE BAR**

-Cutter hedge bar of. 1,50, to cut the hedge top, with cutting system "SCHUMACHER". Suitable on shrub arm and also for miniexcavators

-Max. working diameter 1,5-2cm.

STANDARD EQUIPMENT:

Steel plat, not painted, to buil the top bracket.

Hydraulic roller motor of 150cc.

MODEL	CODE	WORK Cm.	WEIGHT Kg.	OIL FLOW LT/1"	PRESSURE Bar
BF/SCH 150	730150	150cm	70kg.	50-60 lt.	150-160

PRICES**BF/SCH 150****NOTES:**

-Hoses aren't included in the price,

-For hydr.roller 150cc. needs a hose for drain line of 3/8".

SPARE PARTS

CODES	DESCRIPTIONS	Pris
871001	SECTIONS sp.2,5mm	
871002	SCHUMACHER FINGER	
871003	BAR WITH SPRING for ANTISHOCK	
871004	GUIDA LAMA	
871005	DRIVING EXCENTRIC	
871006	COMPLET BAR OF MT 1,50	
871007	SPECIAL BOLT M6	
8S747306ma	NUT M6	

RF**ROTO-CUTTER for clearing
dry bottom of small water-course**

-Rotocutter for clearing the bottom of dry watercourse (without water), with hammers-wheel

STANDARD EQUIPMENT:

Steel plat, not painted, to build the top bracket.

Hydr. Roller motor of 250cc.

Slitta di profondità, regolabile in altezza, fino ad un max. di 5-6cm. di materiale asportabile ad ogni passata.

MODEL	CODE	DIAM. WHEEL Cm.	WEIGHT Kg.	OIL FLOW LT/1"	PRESSURE Bar
RF 60	720060	70cm.	185	70-80	200-220
RF 80	720080	90cm.	215.	70-80	200-220

PRICES**RF 60****RF 80****NOTES:**

-Hoses aren't included in the price

-For hydr.roller 250cc. needs a hose for drain line of 1/2".

It is better to suit on hydraulic arm with oil cooler.

SPARE PARTS

CODES	DESCRIPTIONS	Pris
ZP000010	HAMMER	
109593314045	BOLT 12X45 10.9	
8S747312ma	NUT M12	

FF**ROTOVATOR ACQUATIC CUTTER
for Shrub arm and mini-excavators**

-Acquatic special rotoator cutter, for clearing the bottom of watercourse, with flow water, where it need to cut grass, weed, and mill the depth. Very important is the cleaning from the sediment and mud.

STANDARD EQUIPMENT:

Steel plat, not painted, to buil the top bracket.

Cast iron gear motor gr.3, reversible.

Floating link made with three big spring who help the machine to follow very weel the depth. and the arm pressure can't overcharging the FF frame.

Cutters with fixed knives 45^

Gear trasmission between the motor and the axel with a very high performance .

Special seals fitted inside the cutters system, to save the bearings and gears from the water.

MODEL	CODE	WORK Cm.	WEIGHT Kg.	OIL FLOW LT/1"	PRESSURE Bar
FF125	710125	Variable from 75 to 125cm.	215	60-80	180-200

PRICES**FF 125****NOTES:**

-Hoses aren't included in the price.

-Motor size can be of 38-43-51-61cc. without any rise on the price.

-IMPORTANT: to work ever under the water flow.

SPARE PARTS

CODES	DESCRIPTIONS	Pris
ZP293018	KNIFE 45^	
109573712035	SPECIAL BOLT 12X35X1,25	
109573712045	BOLT 12x45x1,25	
8800224	ANTI-SHOCK SPRINGS	
8S747312125	NUT M12x1,25	

-Weed cuttin bucket, for clearing the watercourse, from the weed and aquatic grass . During the grass-cutting it is possible to charge the cutted vegetation into the bucket, and after the cutting it is possible to discharge the grass or weed on the bank.

STANDARD EQUIPMENT:

- Steel plat, not painted, to buil the top bracket of the excavator.
- Hydraulic roller motor of 100cc.
- Floting system with a special plat in hardened spring steel,
- HERDER cutting bar system, with strong double finger and strong sections,

MODEL	CODE	WORK Cm.	WEIGHT Kg.	OIL FLOW LT/1”	PRESSURE Bar
HKL 250/50	750255	250	280	40	150-160
HKL 300/50	750305	300	330	40	150-160
HKL 400/50	750405	400	390	40	150-160

PRICES

- HKL 250/50
- HKL 300/50
- HKL 400/50

NOTES:

-N.B.. To be careful to have a pressure not over 160 bar, as indicated in the table.

SPARE PARTS

CODES	DESCRIPTIONS	Pris
875001	CUTTING SECTION SP4mm.	
875002	CUTTING SECTION WITH CAM.	
875003	DOUBLE FINGER MULCHERDER	
875004	PRESSURE LEVER	
875005	STEEL PLATE	

TS**TREE SHEARS
to suit on Mini-excavators**

-Tree shear, TS series, are equipped with an independently operated hydraulic grapple to hold the tree firmly during the whole cutting cycle. TS has a shear opening of 300 to 400mm. They are suitable to excavators from 5,0t. To 10,0t.

STANDARD EQUIPMENT:

- Grab to hold the tree,
- Frame with special construction to save the cabine against the hurts form the branches cutted ;
- Hardened shears;

-

MODEL	CODE	WORK Cm.	WEIGHT Kg.	OIL FLOW Lt/1"	PRESSURE Bar
TS 250	76025	25	350	18-20	200-220
TS 350	76035	35	470	27-30	220-250

NOTES:

- TO CUT HIGH TREES, IT IS BETTER TO CUT THE SAME TREE IN TWO THREE PIECES.
- REMINDE: TREE WEIGHT CAN BE TOO HIGH FOR SOME MINI-EXCAVATORS.
- THE WORKING DIAM., INDICATED IN THE TABLE, HAS BEEN CALCULATED WITH SOFT WOODS. FOR HARD WOODS, THE WORKING DIAMETER CAN BE LESS OF 15-20%.
- HOSES AREN'T INCLUDED IN THE PRICE.

OPTIONALS:

- TURNING SYSTEM FOR 90°, WITH HYDRAULIC CYLINDER
- TURNING TABLE, WITH ROLLER HYDRAULIC MOTOR , FOR TURN UP TO 300°
- TOP BRACKET WITH PINS

Pris

TS 250
TS 350

SPARE PARTS

CODE	DESCRIZIONE	Pris
876001	COPPIA DI LAME IN ACCIAIO PER CESCOIA TS 250	
876002	COPPIA DI LAME IN ACCIAIO PER CESCOIA TS 350	

RT**ROTORS**

CODE	DESCRIPTION	MACHINES	EURO PRICES
90010H	ROT. H 80-18	TE80XL	595,00
90011H	ROT. H 60-18	TE60XL	540,00
90012O	ROT. O 80-18	TE80DL	690,00
90013O	ROT. O 100-18	TE100DL	780,00
90014A	ROT. A 80-18	TE80DP-TNA80	690,00
90015A	ROT. A 100-18	TE100DP-TNA100	780,00
90016A	ROT. A 120-18	TE120DP-TNA120	850,00
90017B	ROT. B 80-18	TE80DP-TNA80	720,00
90018B	ROT. B 100-18	TE100DP-TNA100	810,00
90019B	ROT. B 120-18	TE120DP-TNA120	890,00
90020C	ROT. C 80-18	TE80DP-TNA80	760,00
90021C	ROT. C 100-18	TE100DP-TNA100	850,00
90022C	ROT. C 120-18	TE120DP-TNA120	920,00
90023I	ROT. I 80-18	TE80DL-DP/TNA80	690,00
90024I	ROT. I 100-18	TE100DL-DP/TNA100	780,00
90025I	ROT. I 120-18	TE120DP/TNA120	850,00
90031	ROT. A 100-23	TP100	890,00
90032	ROT. B 100-23	TP100	940,00
90033	ROT. C 100-23	TP100	990,00
90034	ROT. A 120-23	TP120	950,00
90035	ROT. B 120-23	TP120	990,00
90036	ROT. C 120-23	TP120	1.030,00
90038	ROT. D 120-23	TP120-TP/R120	1.690,00
90039	ROT. F 120-23	TP120	990,00

RT**ROTORS**

CODE	DESCRIPTION	MACHINES	EURO PRICES
90041	ROT. A 100P	TPC100-TE100CL	980,00
90042	ROT. B 100P	TPC100-TE100CL	1.030,00
90043	ROT. C 100P	TPC100-TE100CL	1.080,00
90044	ROT. F 100P	TPC100-TE100CL	1.030,00
90046	ROT. A 125P	TPC125-TE120CL	1.030,00
90047	ROT. B 125P	TPC125-TE120CL	1.080,00
90048	ROT.C 125P	TPC125-TE120CL	1.130,00
90049	ROT.D 125P	TPC125-TE120CL	1.790,00
90051	ROT. F 125P	TPC125-TE120CL	1.080,00
90053	ROT. A 130P	TPCT130-TE120CP	1.190,00
90054	ROT. F 130P	TPCT130-TE120CP	1.250,00
90055	ROT. C 130P	TPCT130-TE120CP	1.310,00
90056	ROT. G 130P	TPCT130-TE120CP	1.250,00
90060	ROT. F 160P	TPCT160-TE160CP- DHL/I 160-SS/CL160	1.590,00
90061	ROT. G 160P	TPCT160-TE160CP- DHL/I 160-SS/CL160	1.590,00
90063	ROT. F 190P	DHL-DHF-DHLI-SS/CL 190	1.790,00
90064	ROT. G 190P	DHL-DHF-DHLI-SS/CL 190	1.790,00
90071	ROT. F 220P	DHL-DHF-DHLI-220	2.190,00
90072	ROT. G 220P	DHL-DHF-DHLI-220	2.190,00
90074	ROT. F 240P	-DHF 240-	2.390,00
90075	ROT. G 240P	-DHF 240-	2.390,00

RT

ROTORS



ROTORS for GRASS, BUSHES, and BRANCHES UP TO 8CM.

ROTOR -A-
40x8 ZP293016




Max. working diam. 3cm.
Only for TNA-TE/DP/CL,
TP, TPC, TPCT

ROTOR -B-
50X8 ZP293003




Max. working diam. 4cm.
Only for TNA-TE/DP/CL,
TP, TPC

ROTOR -C-
40x10 ZP137001




Max. working diam. 6cm.
Only for TNA-TE/DP-
CL, TP, TPC

ROTOR -D-
60X8 ZP107001



Max. working diam. 7cm.
Only for TP/TPC, TE-CL.

ROTOR -E-
ZP00014




Max. working diam. 6/7cm
-available only as spare parts
on old machines.

ROTOR -F-
60X8 ZP293020



Max. working diam. 6/7cm
Only for TE/CP-CL, DHF,
DHL, TPCT,

ROTOR -G-
ZP00002



Max. working diam. 8cm.
Solo per TE/CP, DHF,
DHL TPCT

ROTOR -H-
40X5 ZP336002



Max. working diam. 1,5cm.
-Only for TE-DXL

ROTOR -I-
40X10 ZP173001



Max. working diam. 4cm
-only on request -
For TE-DL/DP, TNA
RISE +145.00


ROTOR -O-
35X8 ZP322008



Max. working diam. 2,5cm.
-Only for TE-DL-

ROTOR -HD-

HAMMER type:102/80 code: ZP102/80



Max. working diameter 20-25CM.

AVAILABLE FOR TFL-TFM-TFS-TLPF

ROTOR -UX220-

TOOL type: UX285 code: ZPUX285

PICTURE NOT AVAILABLE

Max. working diameter 20-25CM.

AVAILABLE FOR TFM-UX/TLPF-UX

ROTORE -UX273-

TOOL type: UX256 code: ZPUX256



Max. working diameter 35-40CM.

AVAILABLE FOR TFS-UX/TPF-UX